

FELDBERGSTRASSE 42

LUGGAGE LOCKED UP SAFELY

How to use our smart lockers

FINDING THE LOCKERS



1) TAKE THE CELLAR DOOR




2) WALK DOWN THE STAIRS



3) TURN LEFT AND SEE THE LOCKERS

STORING YOUR LUGGAGE



1) PICK ANY UNUSED LOCKER




2) CLOSE THE LOCKER



3) ENTER A 4 DIGIT PIN, REPEAT IT


COLLECTING YOUR LUGGAGE



1) ENTER YOUR PIN



2) OPEN THE LOCKER



3) REMOVE YOUR LUGGAGE

REMARKS

- **This is a complimentary service we offer to make your life easier, and it comes with no guarantees.**
- **You can use any free locker on the day of your arrival or on the day of your departure.**
- **Please only use one locker, if possible.**
- **Please do not forget your PIN. We do not know it and we will not be able to help you at short notice.**
- **Please do not leave anything behind, especially garbage.**